

e—vers® sl as

Smooth, self-leveling, antistatic flooring system with high resistance to chemical and mechanical action, available in glossy matte finish.

The E—Vers® SL AS system meets the following normalized requirement for static electricity protection:

Static electricity protection for areas with explosive hazard as per PN-E-050204:1994




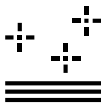



Static electricity protection for areas with explosive atmosphere as per IEC/TS 60079-32-1:2013

Static electricity protection in areas where electronic equipment susceptible to static charges are handled as per PN-EN 61340-5-1:2015

Shock protection of personnel handling low voltage electrical equipment, below 250V.



## A – SYSTEM CHARACTERISTICS

	scratch resistant		resistant to chemical action
	resistant to mechanical action		easy to clean
	abrasion resistant		available in four colors
	monolithic		

## B – TECHNICAL DATA

Static electricity protection for areas with explosive hazard	as per PN-E-050204:1992	$R_U (R_{gp}) \leq 1 \times 10^6 \Omega$
Static electricity protection for areas with explosive atmosphere	as per IEC/TS 60079-32-1:2013	$R_U < 100 M\Omega$
Static electricity protection in areas where electronic equipment susceptible to static charges are handled	as per PN-EN 61340-5-1:2015	$R_U (R_{gp}) \leq 1 \times 10^9 \Omega$
Impact resistance	as per PN-EN 1504-2	Klasa II: $\geq 10 \text{ Nm}$
Capillary absorption and water permeability	as per PN-EN 1504-2	$0,002 \text{ kg/m}^2 \times \text{h}^{0,5}$
Reaction to fire classification	as per PN-EN 13501-1+A1:2010	B <sub>fl</sub> -s1
Resistant to abrasion	as per PN-EN 1504-2	<3000 mg
Peel adhesion	as per PN-EN 1542	$\geq 1,5 \text{ N/mm}^2$
VOC emission	as per PN-EN ISO 16000-6	LZO<500g/l
Anti-slip class	as per DIN 51130	R 9 A

Note: samples tested after 28 days at 20°C

## C – APPLICATION

The anti-static E–Vers® SL AS system is dedicated for:

- |  |   |
|--|---|
| ● in facilities and areas with explosion hazard                                      | ● in facilities and areas with explosive atmosphere                     |
| ● in facilities where electronic equipment requires protection from static discharge | ● in facilities where personnel requires protection from electric shock |
|  | ●   |

## D – CERTIFICATES AND STANDARDS

- Hygiene Certificate issued by the Medical University in Gdańsk, Institute of Environmental Toxicology – 300/322/306/2021
- Reaction to fire classification report issued by the Institute of Ceramics and Construction Materials – SG-83/16/N
- Mechanical strength testing report issued by SPEKTROCHEM Research and Development Center for Paints, Adhesives and Polymers – 1074/2016
- VOC emission report and strength testing report issued by SPEKTROCHEM Research and Development Center for Paints, Adhesives and Polymers – 193/L2017-A1

## E – SUBSURFACE

- Subsurface quality

The base layer is typically concrete or polymer. The base layer must be clean and free of dust and other loose particles. The concrete layer should feature at least 1,5 N/mm<sup>2</sup> of tensile strength. It is absolutely necessary to remove any kind of grease and oil contamination, deposits of paint, chemicals and laitance.

- Preparation

The best method of subsurface preparation is dust-free shot peening. It is permissible to use other methods of preparation, e.g. milling, manual or machine grinding, etc.

## F – APPLICATION INSTRUCTION

- Application conditions

Max. subsurface humidity 4% per weight  
 Ambient temperature from +10°C to +30°C  
 Subsurface temperature from +10°C to +30°C  
 Maximum relative air humidity 70%  
 Dew point - subsurface and uncured flooring temperature must exceed the dew point by 3°C at all times.

- System components:

- E-Vers® 100 primer layer
- Copper tape and electrodes
- E-Vers® WP Conductive water-based dispersion
- E-Vers® SL AS main layer

- Consumption:

- E-Vers® 100 ~0,30 kg/m<sup>2</sup>
- E-Vers® WP Conductive ~0,20 kg/m<sup>2</sup>
- E-Vers® SL AS ~ 2,50 kg/m<sup>2</sup>

- E-Vers® SL AS system components are provided in sets which are ready to mix. Do not separate the packaging into smaller portions. Processing time:

- E-Vers® 100 100:50 (A+B) 30 min.
- E-Vers® WP Conductive 20:100 (A+B) 30 min.
- E-Vers® SL AS 100:30 (A+B) 30 min.

Warning: product application suitability times are provided assuming temperature +18°C.

- Tool cleaning

Tool cleaning after work should be carried out in a designated area away from manufacturing facilities and place of application. Use e.g. xylene or acetone to clean the tools. During washing and cleaning, observe the instructions provided by the solvent manufacturer and avoid spillage on newly applied flooring. Handling of used component packaging is provided in the MSDS of each component.

Warning: detailed application instructions are available for authorized contractors.

---

## G – FULL CURE TIME

In temperature conditions between 15°C and 25°C, assume the following values:

- 
- Pedestrian traffic 24 hours
- 
- Light vehicle traffic 4 days
- 
- Full cure 7 days
- 

---

## H – PACKAGING / WEIGHT

The components of the E-Vers® SL AS system are supplied in containers with marked net weights:

- E-Vers® 100 comp. A—20 kg, com. B—10 kg
- E-Vers® WP Conductive comp. A—1,4 kg, com. B—7 kg
- E-Vers® SL AS comp. A—15 kg, com. B—5,25 kg

e-vers® sl as

## I – STORAGE

All the materials comprising the E-Vers® SL AS system should be kept in dry and shaded areas. Optimal storage temperature is 10-15°C. Storage time for unopened and undamaged containers is 24 months.

---

## J – REMARKS

Please note that coatings exposed to UV light may discolour locally (yellowing or fading), which will not affect their other properties.

Some of the poured flooring components are harmful to health when not fully cured. May cause allergies in particularly susceptible individuals. Exercise special care when carrying out work. Facilities in which poured flooring is prepared and applied should be well ventilated. Employees should use: protective clothing, footwear, glasses and gloves. Detailed safety instructions are provided in the component MSDS. Polyurethane flooring compounds are physiologically inert to the human body when fully cured. For each material and component, MSDS are provided with detailed OHS information.

---

## K – FINAL REMARKS

LAINER Spółka z ograniczoną odpowiedzialnością Sp. K. guarantees the best quality of supplied materials and assumes full responsibility for any defects in found offered products. Please be advised, due to high variance of installation conditions and applications of LAINER products, information provided herein should be considered as general application guidelines. The Customer assumes sole responsibility for the use of product without prior consultation with LAINER in areas of applications different than provided in this data sheet as well as for any consequent damages resulting therefrom. All the materials are to be used and handled exclusively by trained and experienced contractor teams. Directly prior to the application, the Customer is obligated to check the condition of the subsurface, climate conditions and material quality.

All the descriptions, illustrations, photographs, data, ratios, weights, etc. provided herein are subject to change without notice.

This document shall expire on issue of a new edition thereof.

---

INFO@  
[0048]  
[0048]

TURKUSLAINER.COM  
533 634 000  
87 567 78 80



BRYLANTOWA 10  
SUWAŁKI 16-400